LEPA

G1000 Power Supply



2013 ErP Lot 6 Support

80 PLUS GOLD

Product Features

- Surpassing 80 Plus Gold level
- Hybrid Modular Cabling Design makes system upgrade and replacement easy
- 135mm ball bearing fan with thermal programmed speed controller delivers silent, cool operation
- Honeycomb-shaped ventilation design increases airflow and keeps power supply cool
- Solid State Capacitors and 100% 105°C Japanese Grade A Electrolytic Capacitors provide great reliability
- DC-to-DC Converter Design ensures system stability
- LLC Resonant Converter Topology achieves high efficiency
- Zero Voltage Switch (ZVS) topology provides superior performance and reliability
- Dual Sided PCB design synergizes PCB layout
- Four powerful +12V rails with high maximum loads offer great compatibility with heavy-duty graphics cards
- Compliance with EU ErP Lot 6 2013 standards (lower than 0.5W power consumption at standby mode)
- Over Power, Over Current, Over Voltage, Under Voltage, Over Temperature, Short-circuit protection provide great safety to your system
- ATX12V version 2.3 and EPS12V version 2.92 compliant



Solid State Capacitors and 100% 105°C Japanese Grade A Electrolytic Capacitors provide great reliability



LLC Resonant Converter Topology achieves high efficiency



DC-to-DC Converter Design ensures system stability

Product Specifications

Model		**G1000-MA**
AC Input / Frequency		**100-240VAC, 50-60Hz**
AC Current		12-5A
DC Output	**+3.3V**	0-24A
	+5V	0-24A
	+3.3V&+5V	120W
	+12V1	0-30A
	+12V2	0-30A
	+12V3	0-30A
	+12V4	0-30A
	-12V	0-0.5A
	+5Vsb	3A
	+12V	996W (83A)
	Total	**1000W**
	Peak Power	**1100W**
MTBF		> 100,000 hours @25°C
Operating Temp.		0°C ~ 50°C
Dimension		175mm (D) x 150mm (W) x 86mm (H)
Net Weight		2.46kg (without modular cables) +/-50g
Safety Approvals		FC Tested To Comply With FCC Standards FOR HOME OR OFFICE USE; CE; АЯ46; R43028

Protection Point

Protection Trigger Range			
	+3.3V	+5V	+12V1 / V2 / V3 / V4
Over Current Protection	30A ~ 40A	30A ~ 40A	45A ~ 55A
Under Voltage Protection	2.0V ~ 2.4V	3.3V ~ 3.7V	8.5V ~9.5V
Over Voltage Protection	3.7V ~ 4.1V	5.7V ~ 6.5V	13.1V ~ 14.5V
Protection Point			
Over Power Protection	Triggered when output power > 120 ~ 150% of rated max load		
Over Temperature Protection	Triggered when PSU heat sink > 90°C ~ 120°C		
Short Circuit Protection	Main output power shall latch into shut down state within 50ms when short circuit applied. +5Vsb is designed as auto recovery mode protection.		

Modular Sockets & DC Rails Distribution

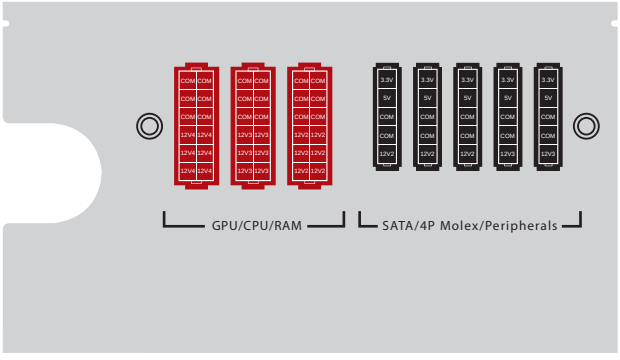

This product incorporates multiple 12V rails over current protection. If you let many peripherals consume the power on only one 12V rail, it may trigger the over current protection and shut down the system. Please re-direct certain peripheral power cable to other 12V rail to share the current loading to ensure highest stability and safety.

Connectors



Mainboard 24P	+12V CPU 4+4P (8P)	+12V CPU 8P
X 1	X 1	X 1







4P Molex	SATA	FDD	6+2P (8P) PCI-E
X 8	X 12	X 1	X 6







Cable Length

All cables are sleeved

Tolerance:20mm

【24P MB】x 1

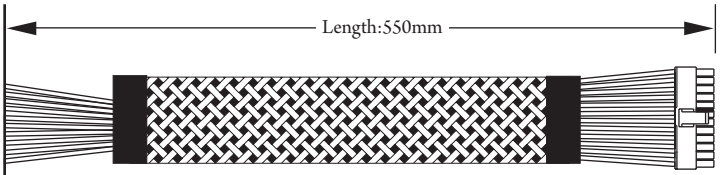

【 8P & 4+4P + 12V CPU 】x 1

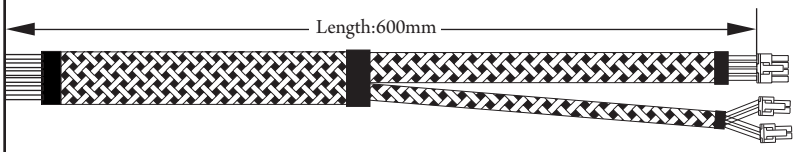

【2 x 6+2P PCI-E】x 1

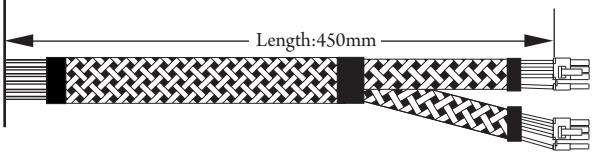

【2 x 6+2P PCI-E】x 2

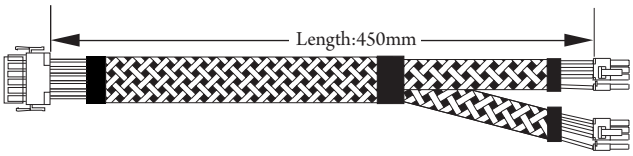

【 4 x 4P Molex & FDD】x 1

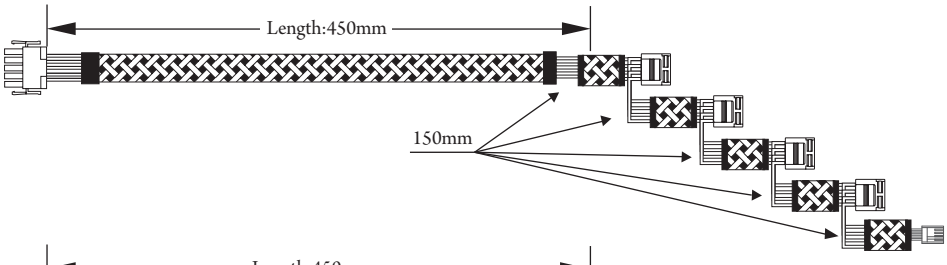

【 4 x SATA 】x 2

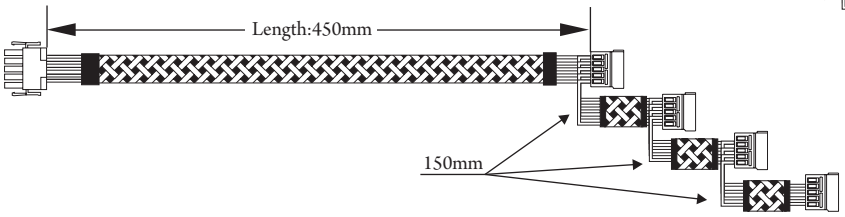

【 2 x SATA & 2 x 4P Molex】x 2

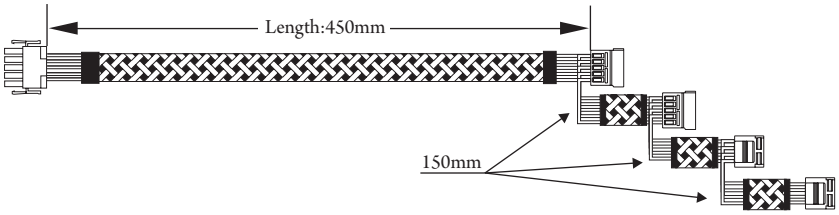

© 2012 ECOMASTER TECHNOLOGY. All right reserved. Specifications are subject to change without prior notice. All trademarks, registered trademarks and product names mentioned are the property of their respective owners. Mar. 2012